

USER GUIDELINE FOR MAKING “OFFLINE PAYMENT” OF COMMERCIAL TAXES

Government of Odisha has introduced a new “Offline Mode of payment of government dues” whereby all the dealers in the State are able to make payment of their commercial taxes as due by using the electronically generated Treasury Challans and then by making payment through Core Banking Software (CBS) enabled bank branches and all the treasury link branches. At present this facility is available for all the registered dealers in the State having a TIN or SRIN and who does not have access to Internet Banking facilities. These dealers can now make payment by generating the electronic challan from the official Treasury website / portal. The facility is presently available in the following banks and their indicated branches. Steps are being taken to extend this to more banks / branches.

Name of the Bank	Branches
State Bank of India	75 Branches in Odisha
ICICI Bank	10 Branches in Odisha
AXIS Bank	3 Branches in Odisha
Punjab National Bank	48 Branches in Odisha
Union Bank of India	10 Branches in Odisha
UCO Bank	17 Branches in Odisha

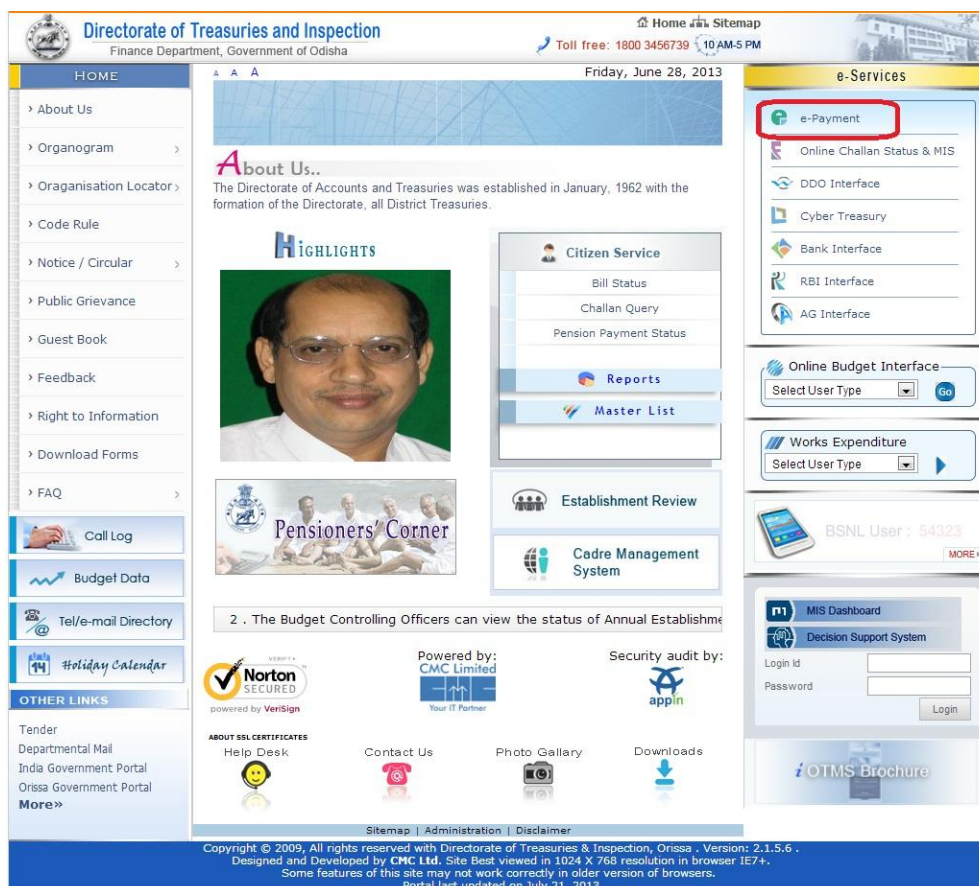
In order to avail this facility the dealer requires the followings:

- (i) A Computer running Windows XP or 7 or higher or Linux OS or Mac OS X or higher.
- (ii) An internet Browser like Internet Explorer or Google Chrome or Firefox or Safari etc.
- (iii) An internet Connection (Preferable broadband)
- (iv) A printer connected to the computer

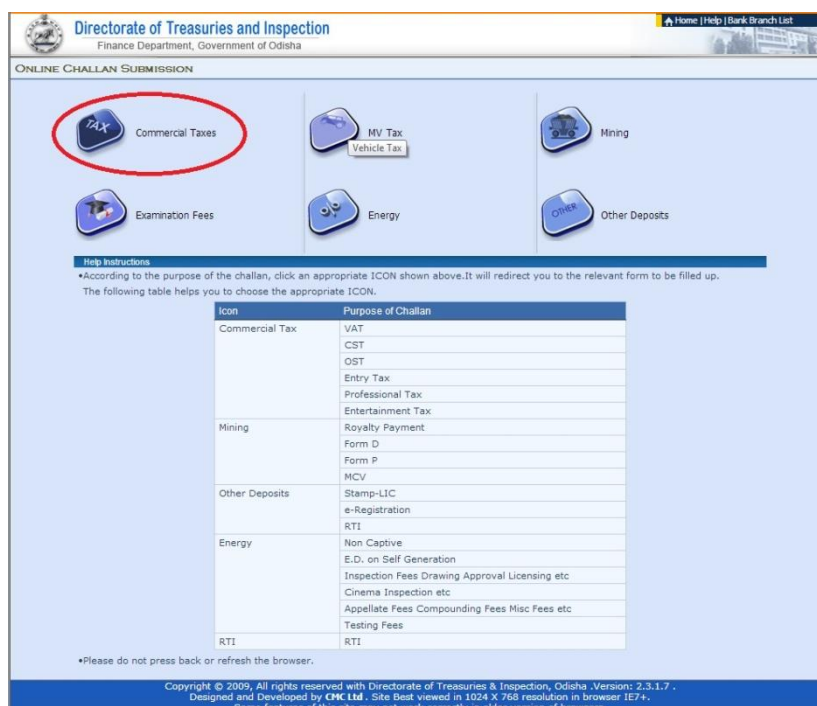
The dealer may also go an Internet Café or any other place where he can have these resources to generate e-Challan.

The step-by-step process is enumerated below.

1. The dealer needs to open his computer and open the internet browser as explained above.
2. The dealer needs to go to the official website of the Directorate of Treasuries & Inspection, Odisha by entering the address – www.odishatreasury.gov.in in the address bar of the browser. Once this is done, the following screen will appear.



- In the above screen, the dealer needs to click on the link “e-Payment” as marked in the above image. This will transfer the dealer to another page as shown below.



- In the above screen, click on the link “Commercial Taxes” as marked above and the following screen will appear.

Directorate of Treasuries and Inspection
Finance Department, Government of Odisha

Home | Help | Bank Branch List

COMMERCIAL TAX INFORMATION

Act under which tax is to be paid : VAT

VAT-317

Registration Type & Number * ☒ TIN ☐ SRIN 21575600368

Dealer Name * ZERO ONE SOLUTION

Dealer Address * PLOT NO-31/7 ,BAPUJI NAGAR ,BHUBANESWAR ,KHURDA ,

Range BHUBANESWAR RANGE

Circle * BHUBANESWAR IV CIRCLE

Phone No 9438421119

Email zeroonesolution@gmail.com

Pin No

Payment Type * Admitted Deposit Type * Monthly

Period From * 01/05/2013 (DD/MM/YYYY) Period To * 31/05/2013

Payment on Account of

Tax 1

TDS

Composite Tax

Interest

Penalty

Others

In case of other specify details

Total 1

Note: * Marked Fields are mandatory.

Proceed>>

Help instructions

- Use TAB key or mouse to navigate from one field to another.
- Choose 'Act under which tax is to be paid' from dropdown list. Depending upon the choice, the information to be filled will be varied.
- Choose a valid 'Registration Type and/or Number'. After filling a valid Registration number, press 'TAB' key. It will auto populate 'Dealer Name', 'Dealer Address', 'Range', 'Circle', 'Phone Number' fields. If corresponding data are not populated in respective fields, kindly contact commercial department.
- After filling all the necessary fields, click 'Proceed' button to go to the next page.
- Please do not press back or refresh the browser.


Copyright © 2009, All rights reserved with Directorate of Treasuries & Inspection, Odisha .Version: 2.3.1.7 .
Designed and Developed by CMCLtd . Site Best viewed in 1024 X 768 resolution in browser IE7+.

5. In this screen, the dealer needs to select the Act under which he needs to make the payment and then to enter his TIN or SRIN as the case may be in the appropriate box at the top. This will automatically fetch the further details like Name, Address Circle etc. from the CT Department System and those information will be shown in the appropriate boxes. Afterwards, the dealer needs to fill up all the required details as shown in the above image. After entering all required details CORRECTLY, the dealer now needs to click on the button “Proceed” as marked in the above image. That will transfer the dealer to the next page as shown below.

Directorate of Treasuries and Inspection
Finance Department, Government of Odisha

[Home](#) | [Help](#) | [Bank Branch List](#)

PAYMENT INFORMATION

 Corporate banking users paying through State Bank of India and Central Bank Payment Gateway will not get echallan instantly because of some technical difficulties with the bank site. The echallan will be available in our site after two working days on receipt of scroll from bank site.

Schedule LIII – Form No - 186

Head of Account *	00-0040-00-111-0222-01049-000-0
Description *	VAT
Depositor Name *	ZERO ONE SOLUTION <small>Same as Dealer Name and Address</small>
Depositor Address Line 1 *	PLOT NO-31/7 ,BAPUJI NAGAR ,BHUBANESWAR ,KHURDA ,
Depositor Address Line 2	
District *	Khurda
State	Odisha
Pin Code	
Contact Number *	9438421119
E-Mail	zeroonesolution@gmail.com
Payment Amount *	1
Payment Mode	Over the Counter
Bank *	Net Banking Debit Card
Remarks	Over the Counter
Please enter the string	DQEYZF <small>Click to try another string</small> DQEYZF

Note: * Marked Fields are mandatory. Please select the Head of Account from Chart of Account from right.

[Proceed >>](#)

Help Instructions

- If 'Head of account' and 'Description' fields are not already populated then select the appropriate head by clicking on the correct Chart of Account displayed in the right hand side of the screen.
- Depending upon the challan type, a green link Same as 'Dealer Name' and 'Address' will be available just under the 'Depositor Name' field. Click this field to auto populate the 'Depositor Name' and 'Depositor Address' fields in case where Dealer and Depositor are same.
- You can pay using either 'Net Banking' or 'Over the counter' facility. Choose the appropriate Payment Mode. Currently only Net Banking facility is available.
- Choose your Bank, where you have your net banking account for net banking. For 'Over the counter' facility user no need to have a net banking account.
- After filling all the necessary fields, click 'Proceed' button to go to the next page.
- Please do not press back or refresh the browser.

Copyright © 2009, All rights reserved with Directorate of Treasuries & Inspection, Odisha .Version: 2.3.1.7 .
Designed and Developed by CMC Ltd . Site Best viewed in 1024 X 768 resolution in browser IE7+.

6. The dealer now needs to fill up all the required details in this screen and then choose the option “Over the Counter” under the Payment Mode option as marked above. After entering the remaining details, the dealer is now to select the bank through which he wants to make the payment. The list of the banks will be available in the option “Bank” in form of a drop down menu as shown below.

Directorate of Treasuries and Inspection
Finance Department, Government of Odisha

Home | Help | Bank Branch List

PAYMENT INFORMATION

Corporate banking users paying through State Bank of India and Central Bank Payment Gateway will not get echallan instantly because of some technical difficulties with the bank site. The echallan will be available in our site after two working days on receipt of scroll from bank site.

Schedule LIII - Form No - 186

Head of Account *	00-0040-00-111-0222-01049-000-0
Description *	VAT
Depositor Name *	ZERO ONE SOLUTION <small>Same as Dealer Name and Address</small>
Depositor Address Line 1 *	PLOT NO-31/7 ,BAPUJI NAGAR ,BHUBANESWAR ,KHURDA ,
Depositor Address Line 2	
District *	Khurda
State	Odisha
Pin Code	
Contact Number *	9438421119
E-Mail	zeroonesolution@gmail.com
Payment Amount *	1
Payment Mode	Over the Counter
Bank *	Axis Bank Ltd.
Remarks	-- Select Bank -- Axis Bank Ltd. Canara Bank HDFC Bank Ltd ICICI Bank Ltd. Indian Overseas Bank Punjab National Bank State Bank of India UCO Bank Union Bank of India
Please enter the string	

Note: * Marked Fields are mandatory. Please select the Head of Account from Chart of Account from right.

Proceed >>

Help Instructions

- If 'Head of account' and 'Description' fields are not already populated then select the appropriate head by clicking on the correct Chart of Account displayed in the right hand side of the screen.
- Depending upon the challan type, a green link Same as 'Dealer Name' and 'Address' will be available just under the 'Depositor Name' field. Click this field to auto populate the 'Depositor Name' and 'Depositor Address' fields in case where Dealer and Depositor are same.
- You can pay using either 'Net Banking' or 'Over the counter' facility. Choose the appropriate Payment Mode. Currently only Net Banking facility is available.
- Choose your Bank, where you have your net banking account for net banking. For 'Over the counter' facility user no need to have a net banking account.
- After filling all the necessary fields, click 'Proceed' button to go to the next page.
- Please do not press back or refresh the browser.

Copyright © 2009, All rights reserved with Directorate of Treasuries & Inspection, Odisha .Version: 2.3.1.7 .
Designed and Developed by CMC Ltd. . Site Best viewed in 1024 X 768 resolution in browser IE7+.

7. Once the desired bank is selected, the dealer now needs to click on the “Proceed” button to move to the next screen, which is shown below.

Directorate of Treasuries and Inspection
Finance Department, Government of Odisha

Home | Help | Bank Branch List

CHALLAN VERIFICATION

VAT-317	
Head of Account	0040-00-111-0222-01049-000
Description	VAT
Dealer Name	ZERO ONE SOLUTION
Depositor Name	ZERO ONE SOLUTION
Dealer Address	PLOT NO-31/7 ,BAPUJI NAGAR ,BHUBANESWAR ,KHURDA ,
Circle	BHUBANESWAR IV CIRCLE
Bank	Axis Bank Ltd.
Deposit Type	Monthly
Registration Number(TIN/SRIN)	21575600368
Period of Payment	From: 01/05/2013 To: 31/05/2013
Payment on Account of	Admitted
Tax	1
TDS	0
Composite Tax	0
Interest	0
Penalty	0
Others	0
Total	1

Change Information **Proceed >>**

Help Instructions

- Re-check the displayed information, you have entered in the previous pages.
- To change any information, you have entered, click 'Change Information' button. It will redirect you to the previous pages for modification.
- To proceed, click 'Proceed' button.
- Please do not press back or refresh the browser.

8. The system will ask for a verification to ensure that all the information provided by the dealer is correct. If the details are not correct or if the dealer wants to change some information, the dealer needs to click on the “Change Information” button. If the information displayed is verified by the dealer and are found to be correct, the dealer needs to click on the “Proceed” button and the following screen will appear.

Directorate of Treasuries and Inspection
Finance Department, Government of Odisha

Home | Help | Bank Branch List

CHALLAN VERIFICATION

NOTE : Challan Reference Id is **1E6A0D277E** Use this for future References.

VAT-317

Head of Account	0040-00-111-0222-01049-000		
Description	VAT		
Depositor Name	ZERO ONE SOLUTION		
Dealer Name	ZERO ONE SOLUTION		
Dealer Address	PLOT NO-31/7 ,BAPUJI NAGAR ,BHUBANESWAR ,KHURDA ,		
Circle	BHUBANESWAR IV CIRCLE		
Bank	Axis Bank Ltd.		
Deposit Type	Monthly		
Registration Number(TIN/SRIN)	21575600368		
Period of Payment	From: 01/05/2013	To: 31/05/2013	
Payment on Account of	Admitted		
Tax		1	
TDS		0	
Composite Tax		0	
Interest		0	
Penalty		0	
Others		0	
Total		1	

Make Payment

Help Instructions


- Note down Challan Reference Id. It is very important for future reference.
- Read the following instruction:
 - Cut off time for transaction is 8: 00 P.M IST.
 - Any transaction created and/or authorized between 8:00 P.M and 12 Night on a particular day will be treated as next day transaction.
 - Click 'Make Payment' button to pay. It will redirect you to the selected bank's payment gateway.
- Please do not press back or refresh the browser.

9. In this screen, the system will generate the challan reference ID as marked above. The dealer needs to note down the challan reference ID for any future reference. Then the dealer needs to click on the button “Make Payment” which will move the dealer to another screen where the new “Offline Challan” will be generated as shown below.


Directorate of Treasuries and Inspection
Finance Department, Government of Odisha

Home | Help | Bank Branch List

E-CHALLAN RECEIPT



Government of Odisha
Offline Challan Deposit Form
Depositor's Copy



Challan of Cash/Cheque/DD paid through Axis Bank Ltd., at Cyber Treasury, Odisha, Bhubaneswar

1. Name of the Depositor : ZERO ONE SOLUTION

2. Mobile Number : 9438421119

3. Department Identification Id : 21575600368

4. Challan Generation Date & Time : 28/06/2013 06:06:46 PM

Purpose	Head of Account	Amount
5. VAT	0040-00-111-0222-01049	₹ 1
Total Amount		₹ 1


8. Treasury Reference Id : 1E6A0D277E

9. Bank Transaction Id & Time : To be filled up by the bank


1 In case of Cheque bank transaction id will be available after realization of the cheque.
2 This challan is valid for 7 days from the date of online entry.
3 In case of Cheque/DD, it should be payable to 'State Government Receipts- <Challan Reference Id>'.

Signature of the Depositor

Signature of Bank Officer with Seal



Government of Odisha
Offline Challan Deposit Form
Bank's Copy



Challan of Cash/Cheque/DD paid through Axis Bank Ltd., at Cyber Treasury, Odisha, Bhubaneswar

1. Name of the Depositor : ZERO ONE SOLUTION

2. Mobile Number : 9438421119

3. Department Identification Id : 21575600368

4. Challan Generation Date & Time : 28/06/2013 06:06:46 PM

Purpose	Head of Account	Amount
5. VAT	0040-00-111-0222-01049	₹ 1
Total Amount		₹ 1

8. Treasury Reference Id : 1E6A0D277E

9. Bank Transaction Id & Time : To be filled up by the bank

1 In case of Cheque bank transaction id will be available after realization of the cheque.
2 This challan is valid for 7 days from the date of online entry.
3 In case of Cheque/DD, it should be payable to 'State Government Receipts- <Challan Reference Id>'.

Signature of the Depositor

Signature of Bank Officer with Seal

Print

Help Instructions

10. As can be seen from above, there will be two copies of the challan in a single A4 size paper. One copy is meant for the Depositor and the other copy will be retained by the bank where the dealer has selected to make the payment.

11. Now the dealer may print this e-Challan by clicking on the print button at the bottom of the page and take it to the selected Bank Branch for making the payment. It may be noted that payment at the bank branch may be made by Cash / Cheque / Banker's Cheque / Demand Draft.


12. For further details please refer to Finance Department, Government of Odisha's Office Memorandum No. FIN-TRY-RULE-0016-2012(Pt)-20870/F dated 19-06-2013.

SAMPLE COPY OF OFFLINE CHALLAN

6/28/13

Print Offline Challan

Government of Odisha
Offline Challan Deposit Form
Depositor's Copy



Challan of Cash/Cheque/DD paid through Axis Bank Ltd., at Cyber Treasury, Odisha, Bhubaneswar

1. Name of the Depositor : ZERO ONE SOLUTION

2. Mobile Number : 9438421119

3. Department Identification Id : 21575600368

4. Challan Generation Date & Time : 28/06/2013 04:06:20 PM

5. Purpose	Head of Account	Amount
VAT	0040-00-111-0222-01049	₹ 1
Total Amount		₹ 1

8. Treasury Reference Id : 1E6A0D25F6

9. Bank Transaction Id & Time : To be filled up by the bank

¹ In case of Cheque bank transaction id will be available after realization of the cheque.
² This challan is valid for 7 days from the date of online entry.
³ In case of Cheque/DD, it should be payable to 'State Government Receipts- <Challan Reference Id>'.

Signature of the Depositor _____ Signature of Bank Officer with Seal _____

Government of Odisha
Offline Challan Deposit Form
Banks's Copy



Challan of Cash/Cheque/DD paid through Axis Bank Ltd., at Cyber Treasury, Odisha, Bhubaneswar

1. Name of the Depositor : ZERO ONE SOLUTION

2. Mobile Number : 9438421119

3. Department Identification Id : 21575600368

4. Challan Generation Date & Time : 28/06/2013 04:06:20 PM

5. Purpose	Head of Account	Amount
VAT	0040-00-111-0222-01049	₹ 1
Total Amount		₹ 1

8. Treasury Reference Id : 1E6A0D25F6

9. Bank Transaction Id & Time : To be filled up by the bank

¹ In case of Cheque bank transaction id will be available after realization of the cheque.
² This challan is valid for 7 days from the date of online entry.
³ In case of Cheque/DD, it should be payable to 'State Government Receipts- <Challan Reference Id>'.

Signature of the Depositor _____ Signature of Bank Officer with Seal _____

<https://www.orissatreasury.gov.in/echallan/echallan/OfflineReceiptPrint.jsp?param=print>

1/1